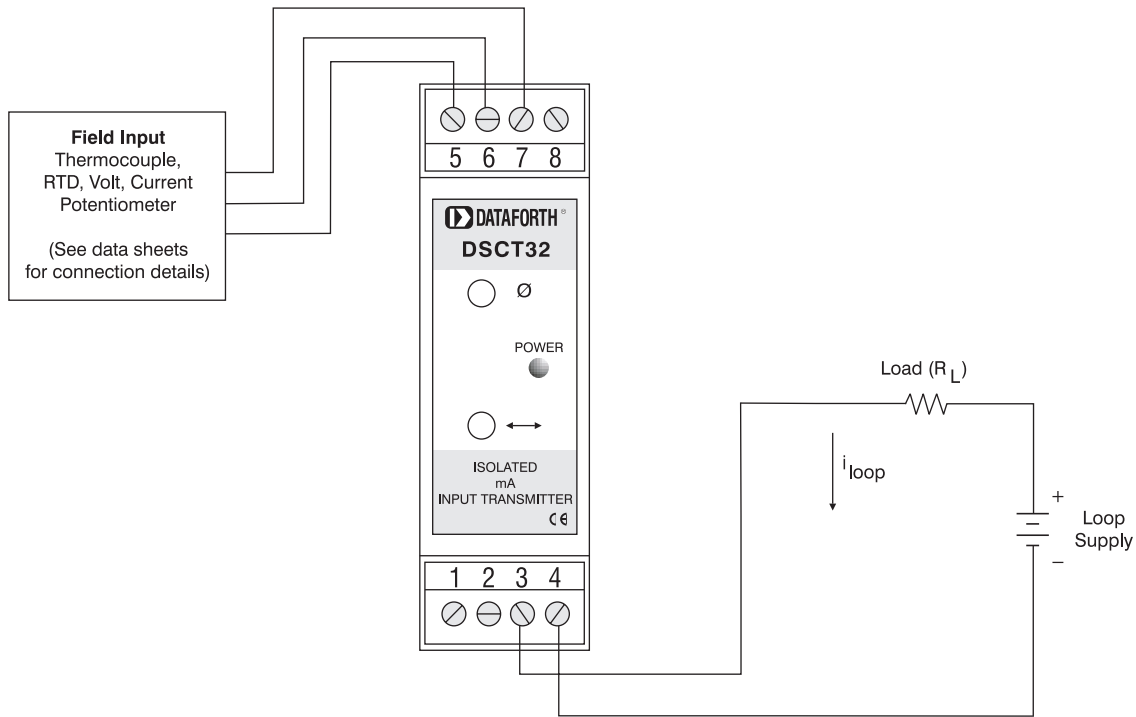


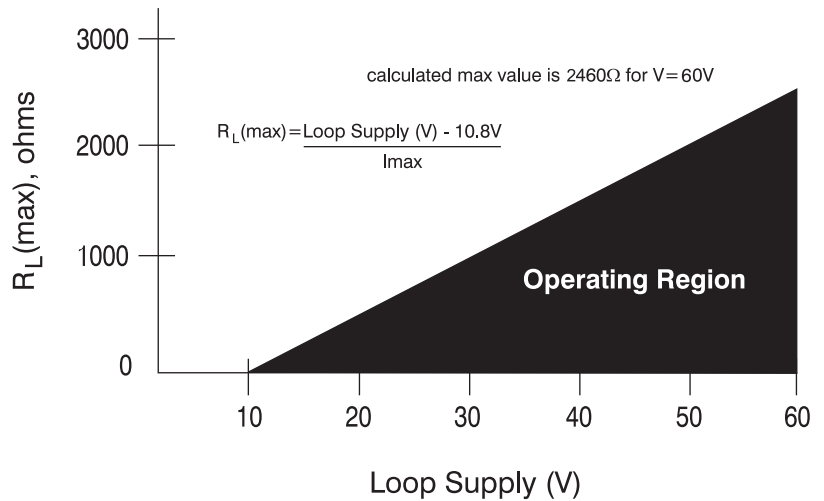
DSCT Wiring Diagram




DSCT Loop Drive Capability

The DSCT Transmitter's wide range of Loop Supply Voltage (10.8V to 60V) makes it a versatile device which can be used in most any current loop. The maximum loop resistance is determined by subtracting the transmitter's minimum loop supply voltage from the total loop supply voltage and dividing the result by the maximum loop current (see graph).

The low Loop Supply Voltage of 10.8V allows the DSCT to be used in applications with low output power supplies and the high Loop Supply Voltage of 60V allows use in applications with long distance current loops.



DSCT Module Dimensions



NOTES:

- 1) Pluggable terminal blocks accept wire sizes AWG 22-12. Strip wire insulation 0.27 in. (7mm) prior to insertion in terminal block.
- 2) DSCA modules can be mounted to DIN rails shown in Accessories section.

Accessories for DSCT Analog Modules

